

ATRA ACE auto Model **WA-3500**




ATRA ACE auto Model **WA-5000**



High-performance mechanism & high-tech components

One-touch cutter replacement

Replacement is quick and easy with our unique push fit self-centering cutter system.



Coolant into the Heart of the cut

Coolant is fed directly to the inside of the cut. The coolant system also features an auto shut-off.



Fail-Safe Protection

Built-in motion sensor


If any lateral movement or excess vibration is detected, both the drill and the feed motor stop instantly. Nitto Kohki is the first company to incorporate this feature into magnetic base drills.

Fail-safe restart

The drill will not re-start even if power is re-supplied after accidental shutdown. Drilling can only be continued after turning on the drill switch.

Magnet open-circuit sensor

The drill will not start until the magnetic field is active.



Model **WA-3500**



Model **WA-5000**

New drill control prevents cutters from breaking

Slow start mechanism

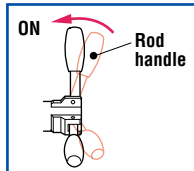
The feed speed is reduced for the first few seconds after boring begins to ensure a smooth cut through the mill scale.

Auto-feed

Automatic control & feed are activated by simply pushing the rod handle to engage the gears.

Load sensor

The dual sensing system responds to both drilling and feeding forces on the cutter for the optimum cutting condition.



Variable speed


The feed speed is continuously monitored and updated proportionally to the load on the cutter.

Cycle stop

After the cut has finished, a detector responds to the reduction in load and both the drill and the feed motor automatically stop.

Overload stop

When an excessive load is applied to the cutter, both the drill and the feed motor will stop automatically to prevent the cutter from breaking.



On-site hole-cutting

On-site hole-cutting in steel plates, H-Beams shapes, shaped bars, framework, and other machinery, shipbuilding, bridges and structures, etc. steel reinforcements and construction materials.



Specifications

Model		WA-3500		WA-5000			
Power Source (Single Phase)		110 - 120 V AC, 50/60 Hz	220 - 240 V AC, 50/60 Hz	110 - 120 V AC, 50/60 Hz	220 - 240 V AC, 50/60 Hz		
Electric Drill	Rated Power Consumption	W		1,100			
	Rated Current	A	10.2	5.1	10.8	5.4	
	No Load Speed	min ⁻¹ (rpm)	950		350 / 650		
Magnet Power Consumption		W		34			
Hole-cutting Capacity		Cutter	Hole Diameter	Plate Thickness	Hole Diameter	Plate Thickness	
One-touch type JETBROACH 25L		—	—	—	12 to 17 mm	9 to 25 mm	
One-touch type JETBROACH 35L		—	17.5 to 35 mm	9 to 35 mm	17.5 to 40 mm	9 to 35 mm	
One-touch type JETBROACH 50L		—	17.5 to 35 mm	9 to 35 mm	12 to 50 mm	9 to 50 mm	
One-touch type JETBROACH 75L		—	—	—	17.5 to 50 mm	9 to 75 mm	
One-touch type HI-BROACH 25L		—	14 to 35 mm	9 to 25 mm	14 to 50 mm	9 to 25 mm	
One-touch type HI-BROACH 50L		—	—	—	14 to 50 mm	9 to 50 mm	
Magnet Holding Power		N (kgf)	7,056 (720)		9,800 (1,000)		
Magnet Dimensions		mm	92 x 216		101 x 201		
Mass (Weight)		kg	20		23		
Standard Accessories		<ul style="list-style-type: none"> • Pilot Pin 08035 A2 : 1 pc. • Chain Ass'y : 1 set • Side Handle Ass'y : 1 set • 3 mm Hex Socket Screw Key : 1 pc. • 8 x 10 mm Spanner : 1 pc. • Cutting Oil 0.5 L : 1 can • Plastic Case : 1 pc. • Guard Ass'y : 1 set 				<ul style="list-style-type: none"> • Pilot Pin 08050 A3 : 1 pc. • Chain Ass'y : 1 set • Side Handle Ass'y : 1 set • 3 mm / 4 mm Hex Socket Screw Key : each 1 pc. • 8 x 10 mm Spanner : 1 pc. • Cutting Oil 0.5 L : 1 can • Plastic Case : 1 pc. • Guard Ass'y : 1 set 	
Optional Accessories		<p>Always use genuine Nitto Kohki cutters & coolant.</p>					